

# **Model 3030**

GRAPHIC EQUALIZER

## **Owner's Manual**

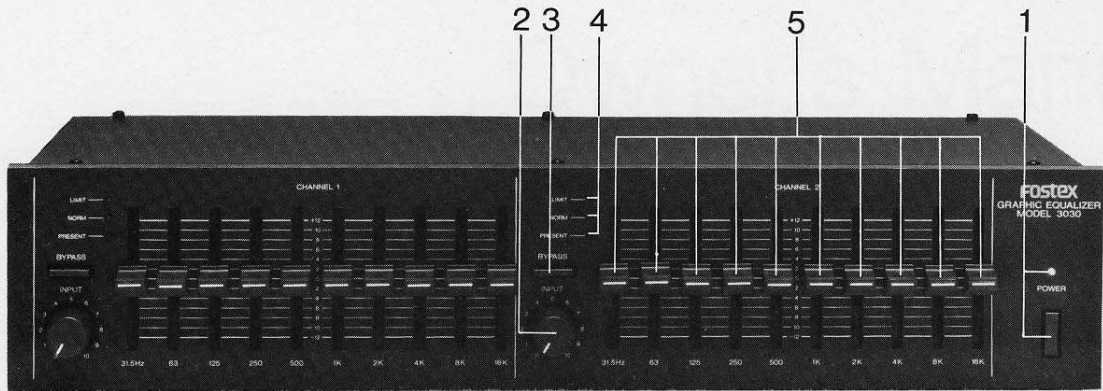
**Fostex®**

## TABLE OF CONTENTS


		<b>PAGE</b>
<b>SECTION 1</b>	The controls and Their Functions	2
<b>SECTION 2</b>	Introduction	3
<b>SECTION 3</b>	Installation	4
<b>SECTION 4</b>	Specifications	6
<b>SECTION 5</b>	BLOCK DIAGRAM	7

**WARNING: To avoid possible electric shock hazard, do not expose this appliance to rain or moisture. There are no user-serviceable parts inside. Refer servicing to qualified service personnel.**

# FRONT PANEL



# REAR PANEL



## SECTION 1 THE CONTROLS AND THEIR FUNCTIONS

### (1) Power switch (POWER) and LED

Power is applied to the Model 3030 and the LED above the switch lighted when this button is depressed. Depressing this button again releases the lock and power is shut off.

### (2) Input level control (INPUT)

The input level is controlled while monitoring with the LED above this pot. Set the level so that NORM lights with the presence of a signal.

### (3) Bypass switch (BYPASS)

Depressing this switch bypasses the signal from the equalizer.

### (4) LED (LIMIT/NORM/PRESENT)

Retard the input level control CCW if the red LIMIT LED is lighted as it indicates overload.

Lighting of the green NORM LED indicates the appropriate level.

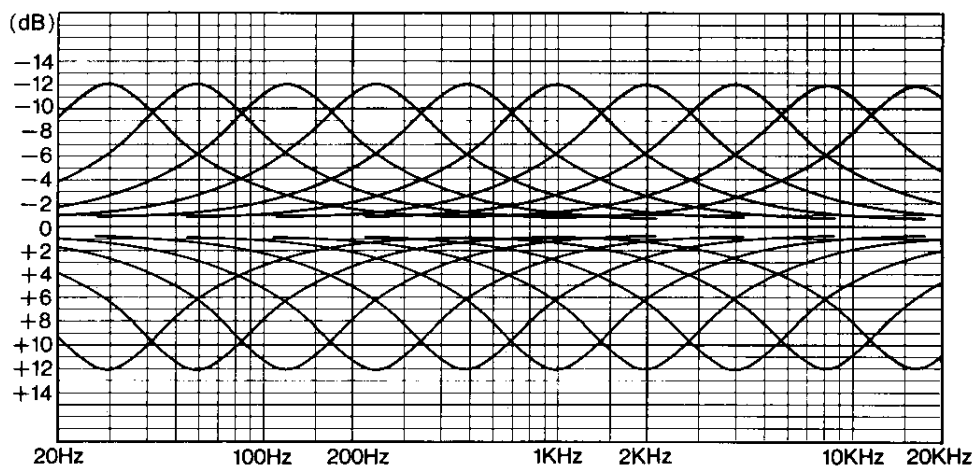
As lighting of the green PRESENT LED indicates a slightly lower input level, the input level control must be advanced CW.

### (5) Equalizer sliders

The audio frequency band is divided into 10 bands of 31.5, 63, 125, 250, 500, 1K, 2K, 4K, 8K and 16K; and boost or cut of each band is adjustable over  $\pm 12$ dB by the linear slide pot.

The center click position of the linear slide pot gives a flat frequency response.

## EQ CHART GRAPHIC EQ MODEL 3030



(6) Input/foldback jack (INPUT/FOLDBACK)

These are the inputs of the Model 3030 but the INPUT and FOLDBACK jacks are wired in parallel behind the panel. The foldback jack is used for conveniently applying the input signal to other external equipments.

(7) Output/Aux out (OUTPUT/AUX OUT)

These are the outputs of the Model 3030 but the OUTPUT and AUX OUT are wired in parallel behind the panel.

(8) Power cord

## SECTION 2      **INTRODUCTION**

FOSTEX Model 3030 is a Graphic Equalizer having ten elements (frequencies) for each stereo channel.

As each input have an input level trim control and the output headroom can be monitored by three LED's, the equalizer can be used at the most appropriate level.

The Model 3030 can be mounted on a standard 19 inch rack by an optional rack mount adaptor.

## SECTION 3      **INSTALLATION**

Unpack the unit, and, before making any electrical connections, inspect for any evidence of possible shipping damage. Save all packing materials at least until you have verified that the unit is working properly. If there is any evidence of damage due to rough handling, consult your Fostex dealer before connecting or operating the unit.

### **CABLES**

The Model 3030 has high impedance unbalanced inputs and outputs. It is recommended that all cables be kept to the shortest practical length, with a maximum of 10 feet (3 meters). Use only high quality cables with tightly braided shields, multiple-stranded center conductors, and low internal capacitance.

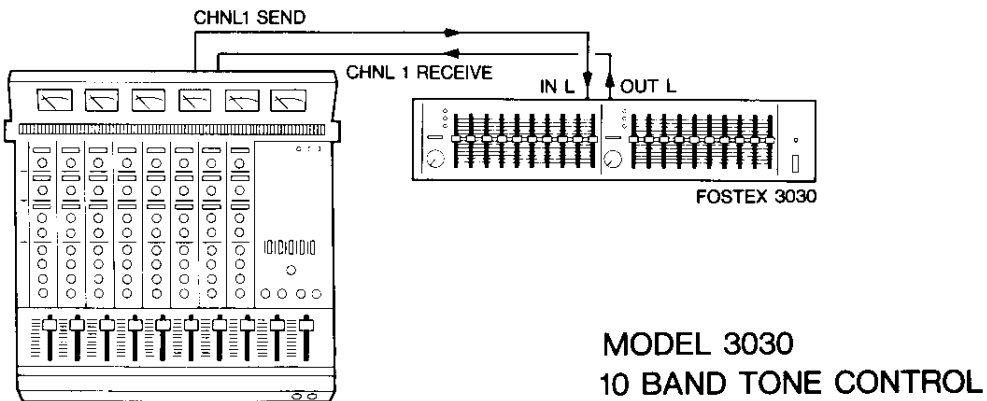
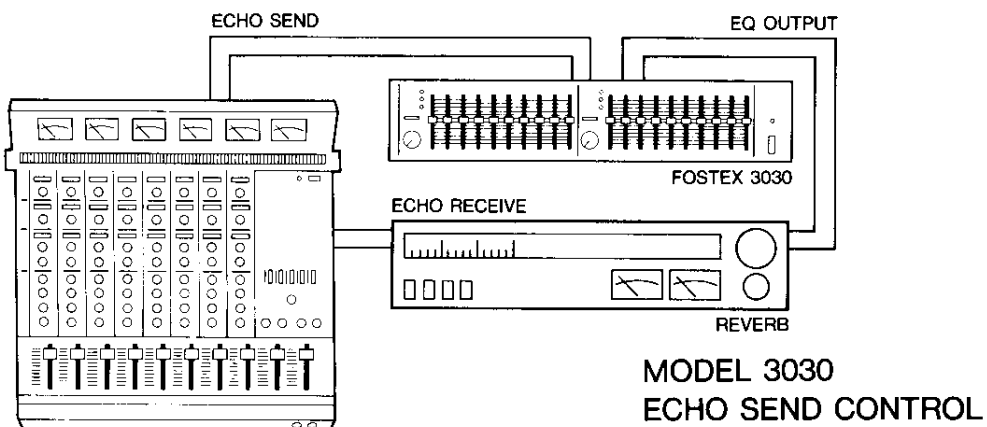
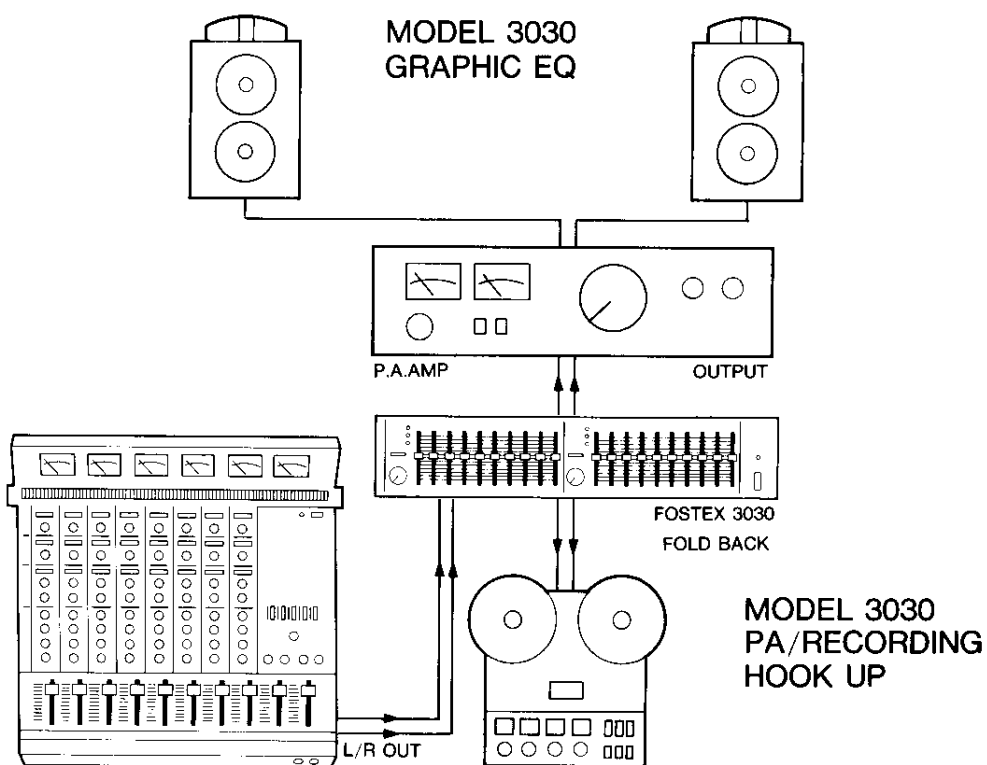
### **INPUTS**

The two Model 3030 INPUT jacks are unbalanced, high impedance RCA type phono jacks which accept nominal -10dBv (0.3V) line level signals from a low or high impedance source.

### **OUTPUTS**

The two Model 3030 OUTPUT jacks are unbalanced RCA type phono jacks that deliver nominal -10dBV (0.3V) line level signals to any high impedance mixer input.

# Model 3030 Connecting Examples

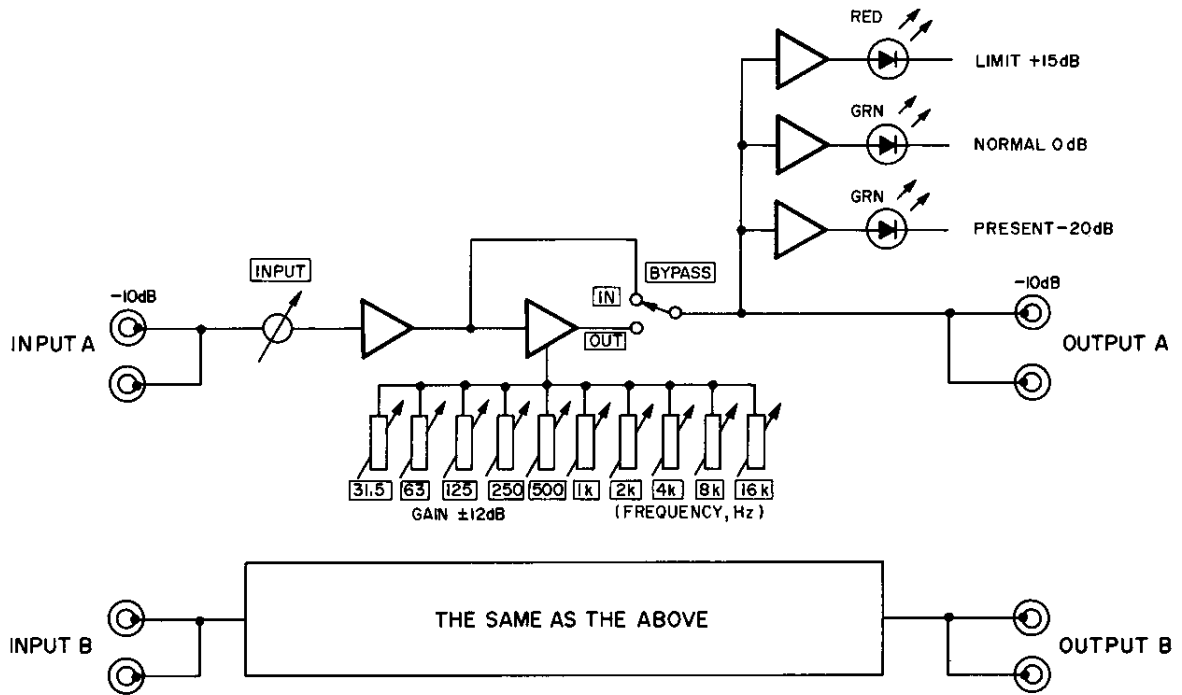


## SECTION 4      SPECIFICATIONS

Circuit type	Resonance circuit with semiconductor L
Number of channels	2
Number of bands	10
Band per octave	1
Center frequencies	31.5/63/125/250/500/1K/2K/4K/8K/16K Hz.
Max. boost/cut	12dB
Inputs	Nominal level      -10dBV (0.3V)
	Minimum level      -20dBV (0.1V)
	Maximum level      +20dBV (10V)
	Impedance            50K $\Omega$
Outputs	Nominal level      -10dBV (0.3V)
	Maximum level      +15dBV (5.6V)
	Load impedance     10K $\Omega$ or more
Frequency response	20Hz $\sim$ 30KHz $\pm$ 0.5dB
Signal-to-noise ratio	90dB weighted
	88dB unweighted
T.H.D.	0.03%
Headroom	25dB
Power requirements	120V AC, 60Hz, 7W (U.S.A./Canadian models)
	220V AC, 50Hz, 7W (European models)
	240V AC, 50Hz, 7W (UK/Australian models)
	100/120/220/240V AC, 50/60Hz, 7W (General export models)
Dimensions	17" (W) X 3-1/2" (H) X 8-1/4" (D)
	[430(W) X 88(H) X 210(D) mm]
Weight	Net            : 8 lbs. (4 kg.)
	Shipping: 9.3 lbs. (4.2 kg.)



**BLOCK DIAGRAM**



**Fostex**

FOSTEX CORPORATION 512, MIYAZAWACHO, AKISHIMA, TOKYO, JAPAN

FOSTEX CORPORATION OF AMERICA 15431 BLACKBURN AVE., NORWALK, CA 90650, U.S.A.

© PRINTED IN JAPAN APR. 1982 8288025000